



INFO~TECH
RESEARCH GROUP

DATA QUADRANT REPORT

Learning Management - Midmarket

OCTOBER 2023

This report features: TalentLMS | Blackboard Learn | Litmos | Lessonly | Bridge LMS | LearnUpon | CYPHER for business | WorkRamp LMS | Docebo Learning Suite | Nimble LMS | SkyPrep LMS | DigitalChalk LMS | D2L Brightspace | Accord LMS | Path LMS

751

REVIEWS

21

PRODUCTS INCLUDED



Table of Contents

- 4 Data Quadrant
- 5 Category Overview
- 8 Vendor Capability Summary
- 12 Vendor Capabilities
- 24 Product Feature Summary
- 30 Product Features



How to Use the Report

Info-Tech's Data Quadrant Reports provide a comprehensive evaluation of popular products in the Learning Management - Midmarket market. This buyer's guide is designed to help prospective purchasers make better decisions by leveraging the experiences of real users.

The data in this report is collected from real end users, meticulously verified for veracity, exhaustively analyzed, and visualized in easy to understand charts and graphs. Each product is compared and contrasted with all other products in the category to create a holistic, unbiased view of the product landscape.

Use this report to determine which product is right for your organization. For highly detailed reports on individual products, see Info-Tech's Product Scorecard.

This report is available free of charge for internal use only to assist with software evaluation and selection. Sharing, republishing, distributing, or otherwise copying any portion of this report without the express written consent of SoftwareReviews.com is strictly prohibited.

© 2023 SoftwareReviews.com. All rights reserved.

Software Directory

LEARNING MANAGEMENT - MIDMARKET SOFTWARE

Selecting software can be overwhelming and one of the biggest challenges facing organizations is understanding the marketplace and identifying all of the available vendors and products. The Software Directory is a comprehensive list of all relevant software products in a particular category. Use this page to create the right product shortlist by exploring all of the options available to your organization.

Learning Management - Midmarket Software

Absorb LMS

Accord LMS

Acorn LMS

Aktiv Mind LMS

Blackboard Learn

Blue Sky eLearn Path LMS

BrainCert

Bridge LMS

Chamilo LMS

Continu

CYPHER for business

D2L D2L Brightspace

DigitalChalk LMS

Docebo Learning Suite

edX For Business

enabley

Illumeo

Intellum Platform

iSpring Learn

Kalidus Learn LMS

Latitude Learning LMS

Learn Amp

LearnUpon LMS

Lessonly

Litmos

LMS365

Moodle

Nimble LMS

PeopleFluent Learning LMS

Persona Learning

Rockstar Learning Platform

SkyPrep LMS

TalentLMS

The Brainier LMS

Tovuti LMS

Trakstar Learn



Software Directory

LEARNING MANAGEMENT - MIDMARKET SOFTWARE

Selecting software can be overwhelming and one of the biggest challenges facing organizations is understanding the marketplace and identifying all of the available vendors and products. The Software Directory is a comprehensive list of all relevant software products in a particular category. Use this page to create the right product shortlist by exploring all of the options available to your organization.

Learning Management - Midmarket Software

 WorkRamp LMS





Assess vendor and product performance at a glance and use the SoftwareReviews Data Quadrant to identify which products and vendors are leading the pack and which are trailing.

SOFTWARE REVIEWS Data Quadrant



LEARNING MANAGEMENT - MIDMARKET

The Software Reviews Data Quadrant evaluates and ranks products based on feedback from IT and business professionals. The placement of a software in the Data Quadrant indicates its relative ranking as well as its categorization.

The Complete Software Experience

When distilled down, the software experience is shaped by both the experience with the software and the relationship with the vendor. Evaluating enterprise software along these two dimensions provides a comprehensive understanding of the product and helps identify vendors that can deliver on both.

Product Features and Satisfaction

The satisfaction is captured in the overall satisfaction score, which is driven by the likelihood of users to recommend the software, combined with user satisfaction across top product features.

Vendor Experience and Capabilities

The vendor relationship is calculated in a weighted average of the satisfaction scores tied to vendor capabilities (e.g. software implementation, training, customer support, product roadmap) as well as emotional response ratings toward the vendor (e.g. trustworthy, respectful, fair).

Note: The axes ranges are dynamically adjusted based on minimum and maximum values in the dataset.

Category Overview

This page provides a high level summary of product performance within the Learning Management - Midmarket category. Products are ranked by a composite satisfaction score (Composite Score) that averages four different areas of evaluation: Net Emotional Footprint, Vendor Capabilities, Product Features, and Likeliness to Recommend. The Net Emotional Footprint Score measures user emotional response ratings of the vendor (e.g. trustworthy, respectful, fair).

Use this data to get a sense of the field, and to see how the products you're considering stack up.

RANK	PRODUCT	COMPOSITE SCORE	NET EMOTIONAL FOOTPRINT	NET EMOTIONAL FOOTPRINT DISTRIBUTION	VENDOR CAPABILITIES	PRODUCT FEATURES	LIKELINESS TO RECOMMEND	NUMBER OF REVIEWS
	TalentLMS	8.4/10	+89	2% NEGATIVE 91% POSITIVE	83%	85%	87%	74
	Blackboard Learn	8.3/10	+89	2% NEGATIVE 91% POSITIVE	81%	82%	85%	29
	Litmos	7.8/10	+88	3% NEGATIVE 91% POSITIVE	78%	80%	81%	53
	Lessonly	7.8/10	+87	2% NEGATIVE 89% POSITIVE	77%	76%	82%	23
	Bridge LMS	7.7/10	+79	6% NEGATIVE 85% POSITIVE	76%	74%	80%	89
	LearnUpon	7.7/10	+93	-- NEGATIVE 93% POSITIVE	81%	86%	81%	22
	CYPHER for business	7.6/10	+84	4% NEGATIVE 88% POSITIVE	77%	81%	82%	31
8	WorkRamp LMS	7.6/10	+78	3% NEGATIVE 81% POSITIVE	80%	82%	87%	18
9	Docebo Learning Suite	7.6/10	+74	7% NEGATIVE 81% POSITIVE	75%	76%	81%	60
10	Nimble LMS	7.5/10	+86	3% NEGATIVE 89% POSITIVE	80%	84%	86%	20
AVERAGE SCORES		7.5/10	+84	3% NEGATIVE 87% POSITIVE	78%	80%	80%	44

Category Overview

This page provides a high level summary of product performance within the Learning Management - Midmarket category. Products are ranked by a composite satisfaction score (Composite Score) that averages four different areas of evaluation: Net Emotional Footprint, Vendor Capabilities, Product Features, and Likeliness to Recommend. The Net Emotional Footprint Score measures user emotional response ratings of the vendor (e.g. trustworthy, respectful, fair).

Use this data to get a sense of the field, and to see how the products you're considering stack up.

RANK	PRODUCT	COMPOSITE SCORE	NET EMOTIONAL FOOTPRINT	NET EMOTIONAL FOOTPRINT DISTRIBUTION	VENDOR CAPABILITIES	PRODUCT FEATURES	LIKELINESS TO RECOMMEND	NUMBER OF REVIEWS
11	SkyPrep LMS	7.0/10	+88	-- NEGATIVE 89% POSITIVE	78%	76%	78%	44
12	DigitalChalk LMS	7.0/10	+87	2% NEGATIVE 89% POSITIVE	78%	82%	72%	48
13	D2L D2L Brightspace	6.9/10	+78	5% NEGATIVE 83% POSITIVE	76%	78%	78%	85
14	Accord LMS	6.9/10	+82	4% NEGATIVE 86% POSITIVE	74%	77%	71%	28
15	Path LMS	6.3/10	+77	3% NEGATIVE 80% POSITIVE	72%	72%	66%	37
AVERAGE SCORES		7.5/10	+84	3% NEGATIVE 87% POSITIVE	78%	80%	80%	44
PRODUCTS WITHOUT ENOUGH REVIEWS IN PERIOD TO BE ELIGIBLE FOR AWARDS								
--	Absorb LMS	6.6/10	+75	8% NEGATIVE 83% POSITIVE	73%	77%	75%	31
--	Trakstar Learn	6.0/10	+72	9% NEGATIVE 81% POSITIVE	67%	72%	67%	26
--	edX For Business	7.7/10	+94	-- NEGATIVE 94% POSITIVE	90%	88%	89%	9
--	Latitude Learning LMS	7.8/10	+98	-- NEGATIVE 98% POSITIVE	88%	96%	87%	8
--	BrainCert	7.0/10	+99	-- NEGATIVE 99% POSITIVE	78%	78%	74%	8

Category Overview

This page provides a high level summary of product performance within the Learning Management - Midmarket category. Products are ranked by a composite satisfaction score (Composite Score) that averages four different areas of evaluation: Net Emotional Footprint, Vendor Capabilities, Product Features, and Likeliness to Recommend. The Net Emotional Footprint Score measures user emotional response ratings of the vendor (e.g. trustworthy, respectful, fair).

Use this data to get a sense of the field, and to see how the products you're considering stack up.

RANK	PRODUCT	COMPOSITE SCORE	NET EMOTIONAL FOOTPRINT	NET EMOTIONAL FOOTPRINT DISTRIBUTION	VENDOR CAPABILITIES	PRODUCT FEATURES	LIKELINESS TO RECOMMEND	NUMBER OF REVIEWS
PRODUCTS WITHOUT ENOUGH REVIEWS IN PERIOD TO BE ELIGIBLE FOR AWARDS								
--	iSpring Learn	6.7/10	+97	-- NEGATIVE 97% POSITIVE	74%	76%	68%	8

Vendor Capability Summary

This page summarizes user satisfaction with a variety of vendor capabilities regarding their product offering(s). Look for strong and consistent performance across the board when assembling your shortlist, and follow-up on areas of concern during the evaluation and negotiation processes.

PRODUCT	OVERALL CAPABILITY SATISFACTION	BUSINESS VALUE CREATED	BREADTH OF FEATURES	QUALITY OF FEATURES	PRODUCT STRATEGY AND RATE OF IMPROVEMENT	USABILITY AND INTUITIVENESS	VENDOR SUPPORT	EASE OF DATA INTEGRATION	EASE OF ADMINISTRATION	EASE OF CUSTOMIZATION	AVAILABILITY AND QUALITY OF TRAINING	EASE OF IMPLEMENTATION
TalentLMS	83%	85%	79%	84%	79%	84%	81%	83%	83%	83%	82%	87%
Blackboard Learn	81%	80%	84%	81%	83%	82%	80%	87%	84%	78%	79%	80%
LearnUpon LMS	81%	82%	81%	81%	79%	80%	82%	81%	82%	82%	81%	85%
Nimble LMS	81%	80%	85%	82%	76%	81%	85%	79%	85%	74%	84%	80%
WorkRamp LMS	80%	85%	73%	76%	78%	84%	84%	78%	80%	79%	83%	82%
SkyPrep LMS	78%	76%	70%	78%	76%	80%	82%	77%	79%	78%	78%	82%
DigitalChalk LMS	78%	78%	76%	79%	77%	79%	77%	77%	77%	77%	78%	82%
Litmos	78%	77%	78%	81%	77%	78%	75%	82%	75%	79%	75%	78%
CYPHER for business	77%	73%	79%	81%	70%	75%	78%	74%	77%	81%	78%	83%
Lessonly	77%	80%	71%	74%	68%	85%	78%	71%	78%	74%	81%	81%
CATEGORY AVERAGE	78%	78%	76%	78%	75%	80%	78%	77%	79%	76%	79%	81%

Vendor Capability Summary

This page summarizes user satisfaction with a variety of vendor capabilities regarding their product offering(s). Look for strong and consistent performance across the board when assembling your shortlist, and follow-up on areas of concern during the evaluation and negotiation processes.

PRODUCT	OVERALL CAPABILITY SATISFACTION	BUSINESS VALUE CREATED	BREADTH OF FEATURES	QUALITY OF FEATURES	PRODUCT STRATEGY AND RATE OF IMPROVEMENT	USABILITY AND INTUITIVENESS	VENDOR SUPPORT	EASE OF DATA INTEGRATION	EASE OF ADMINISTRATION	EASE OF CUSTOMIZATION	AVAILABILITY AND QUALITY OF TRAINING	EASE OF IMPLEMENTATION
D2L Brightspace	76%	76%	76%	78%	74%	77%	76%	74%	78%	74%	76%	78%
Bridge LMS	76%	77%	67%	72%	71%	81%	84%	72%	79%	67%	82%	83%
Docebo Learning Suite	75%	78%	76%	75%	76%	78%	67%	70%	74%	75%	80%	80%
Accord LMS	75%	70%	75%	77%	73%	78%	69%	72%	80%	70%	80%	76%
Blue Sky eLearn Path LMS	72%	74%	69%	76%	71%	71%	75%	72%	68%	72%	69%	76%
CATEGORY AVERAGE	78%	78%	76%	78%	75%	80%	78%	77%	79%	76%	79%	81%

PRODUCTS WITHOUT ENOUGH REVIEWS IN PERIOD TO BE ELIGIBLE FOR AWARDS												
Absorb LMS	73%	76%	72%	74%	70%	76%	72%	77%	72%	70%	69%	80%
Trakstar Learn	66%	66%	64%	66%	67%	71%	62%	65%	73%	67%	63%	66%
edX For Business	90%	98%	94%	83%	84%	90%	94%	95%	92%	81%	84%	91%
Latitude Learning LMS	88%	89%	89%	85%	78%	91%	87%	88%	94%	84%	86%	92%
BrainCert	78%	79%	77%	83%	75%	81%	71%	79%	79%	79%	73%	83%

Vendor Capability Summary

This page summarizes user satisfaction with a variety of vendor capabilities regarding their product offering(s). Look for strong and consistent performance across the board when assembling your shortlist, and follow-up on areas of concern during the evaluation and negotiation processes.

PRODUCT	OVERALL CAPABILITY SATISFACTION	BUSINESS VALUE CREATED	BREADTH OF FEATURES	QUALITY OF FEATURES	PRODUCT STRATEGY AND RATE OF IMPROVEMENT	USABILITY AND INTUITIVENESS	VENDOR SUPPORT	EASE OF DATA INTEGRATION	EASE OF ADMINISTRATION	EASE OF CUSTOMIZATION	AVAILABILITY AND QUALITY OF TRAINING	EASE OF IMPLEMENTATION
CATEGORY AVERAGE	78%	78%	76%	78%	75%	80%	78%	77%	79%	76%	79%	81%
PRODUCTS WITHOUT ENOUGH REVIEWS IN PERIOD TO BE ELIGIBLE FOR AWARDS												
iSpring Learn	74%	78%	78%	80%	73%	73%	64%	74%	77%	72%	74%	77%

Vendor Capability Satisfaction

This section provides detailed information on user satisfaction for each vendor capability regarding their product offering(s). Use these pages to dig deeper into areas of particular interest or concern.

Vendor Capabilities

This table lists and briefly describes all vendor capabilities that are evaluated in the Learning Management - Midmarket software category. For your convenience, you will also find longer descriptions of the capabilities under the capability subheadings in the subsequent pages.

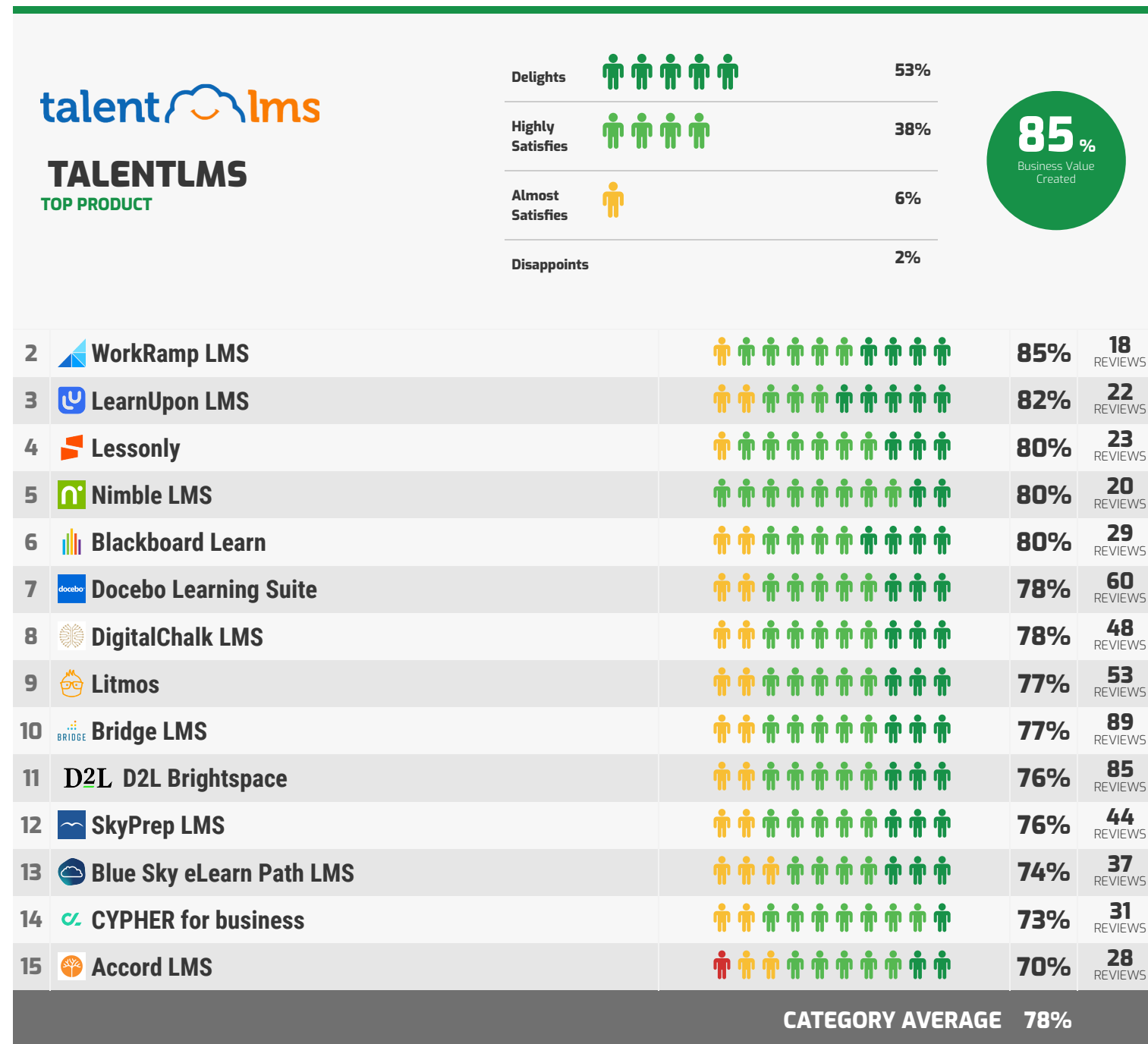
<p>Business Value Created</p>	<p>The underlying purpose of software is to create value for employees, customers, partners and ultimately shareholders. As a result, it is imperative that any software selection be aligned with the organization's needs and deliver enough business value to justify the cost. The data below highlights the satisfaction level associated with the business value derived from various product offerings. Use this information to identify the software that consistently creates business value for its customers.</p>	<p>Vendor Support</p>	<p>The importance of vendor support will vary for each organization depending on internal capabilities, but there will always be issues that only the vendor can resolve. Use the data in this section to see which vendors tend to under-serve their product and which will offer quality support.</p>
<p>Breadth of Features</p>	<p>Users prefer to work with feature rich software that enables them to perform diverse series of tasks as opposed to one they find restrictive. The data below highlights the satisfaction level associated with the breadth of features from various product offerings. Use this information to identify which software offers valuable comprehensive functionality that extends beyond the basic level.</p>	<p>Ease of Data Integration</p>	<p>The ability to integrate with other systems is increasingly important; without this, manual data loading and extraction can be time-consuming and prone to error. Use this section to see which vendors will cause headaches and which will make data integration easy.</p>
<p>Quality of Features</p>	<p>Feature quality is just as important as quantity. Software needs to do what you're purchasing it to do, easily, intuitively, reliably, and effectively. Use the data in this section to gauge whether or not a product follows through on the marketing hype by delivering high quality features.</p>	<p>Ease of Administration</p>	<p>Administrative interfaces don't get the same attention as those built for end users, but they shouldn't be clunky or unintuitive. Use the data in this section to determine which vendors make administration easy, so that your IT personnel can resolve issues and perform configurations efficiently and effectively.</p>
<p>Product Strategy and Rate of Improvement</p>	<p>Purchasing software can be a significant commitment, so it's important to know if your vendor is serious about the need for constant improvement and deliberate strategic direction. Vendors who don't stay on top of emerging needs and trends won't enable you to meet your business goals. Use the data in this section to separate innovators from imposters.</p>	<p>Ease of Customization</p>	<p>Out-of-the-box functionality often isn't enough, especially for niche or industry-specific software, and the reason you're buying rather than building is to save time and money in the first place. Don't get bogged down in a difficult customization; use the data in this section to make sure you can easily achieve the functionality you need for your particular situation.</p>
<p>Usability And Intuitiveness</p>	<p>End user learning curves cost the organization money. Pay attention to your end users' technical ability to determine how important UX is in your purchase.</p>	<p>Availability and Quality of Training</p>	<p>Effective and readily available training enables users to get the most out of the software you've chosen. Use this section to make sure your vendor's training programs and materials measure up.</p>
		<p>Ease of Implementation</p>	<p>Choosing the right software is only the first step. Successfully implementing the new solution is necessary in order to realize its full value and promote end user adoption. Use the data in this section to determine which software is easy to implement, and which may jeopardize your goals by causing trouble in this stage.</p>

Vendor Capability Satisfaction

This section provides detailed information on user satisfaction for each vendor capability regarding their product offering(s). Use these pages to dig deeper into areas of particular interest or concern.

Business Value Created

The underlying purpose of software is to create value for employees, customers, partners and ultimately shareholders. As a result, it is imperative that any software selection be aligned with the organization's needs and deliver enough business value to justify the cost. The data below highlights the satisfaction level associated with the business value derived from various product offerings. Use this information to identify the software that consistently creates business value for its customers.



PRODUCTS WITHOUT ENOUGH REVIEWS IN PERIOD TO BE ELIGIBLE FOR AWARDS

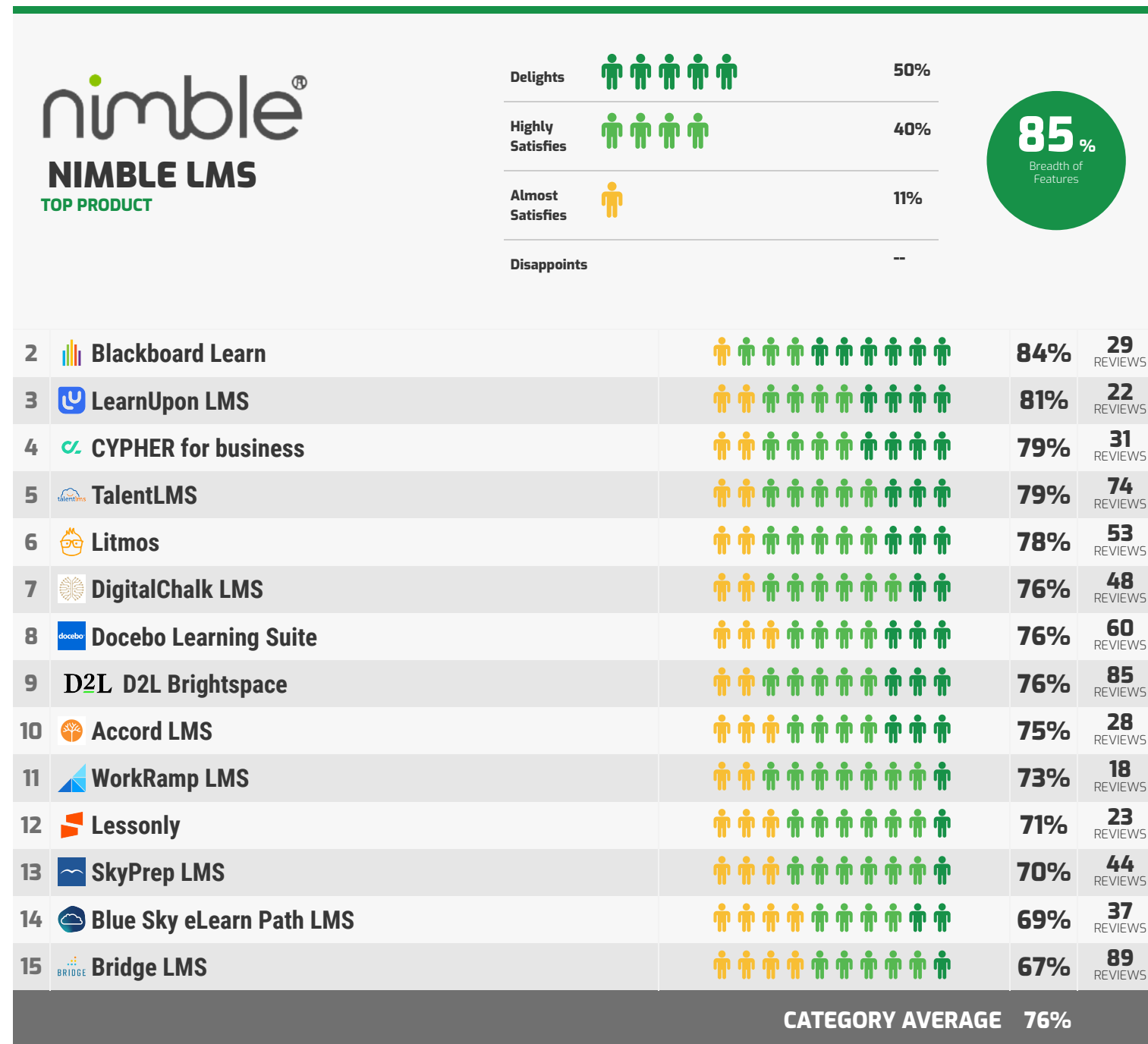
---	Absorb LMS		76%	31 REVIEWS
---	Trakstar Learn		66%	26 REVIEWS
---	edX For Business		98%	9 REVIEWS
---	Latitude Learning LMS		89%	8 REVIEWS
---	BrainCert		79%	8 REVIEWS
---	iSpring Learn		78%	8 REVIEWS

Vendor Capability Satisfaction

This section provides detailed information on user satisfaction for each vendor capability regarding their product offering(s). Use these pages to dig deeper into areas of particular interest or concern.

Breadth of Features

Users prefer to work with feature rich software that enables them to perform diverse series of tasks as opposed to one they find restrictive. The data below highlights the satisfaction level associated with the breadth of features from various product offerings. Use this information to identify which software offers valuable comprehensive functionality that extends beyond the basic level.



PRODUCTS WITHOUT ENOUGH REVIEWS IN PERIOD TO BE ELIGIBLE FOR AWARDS

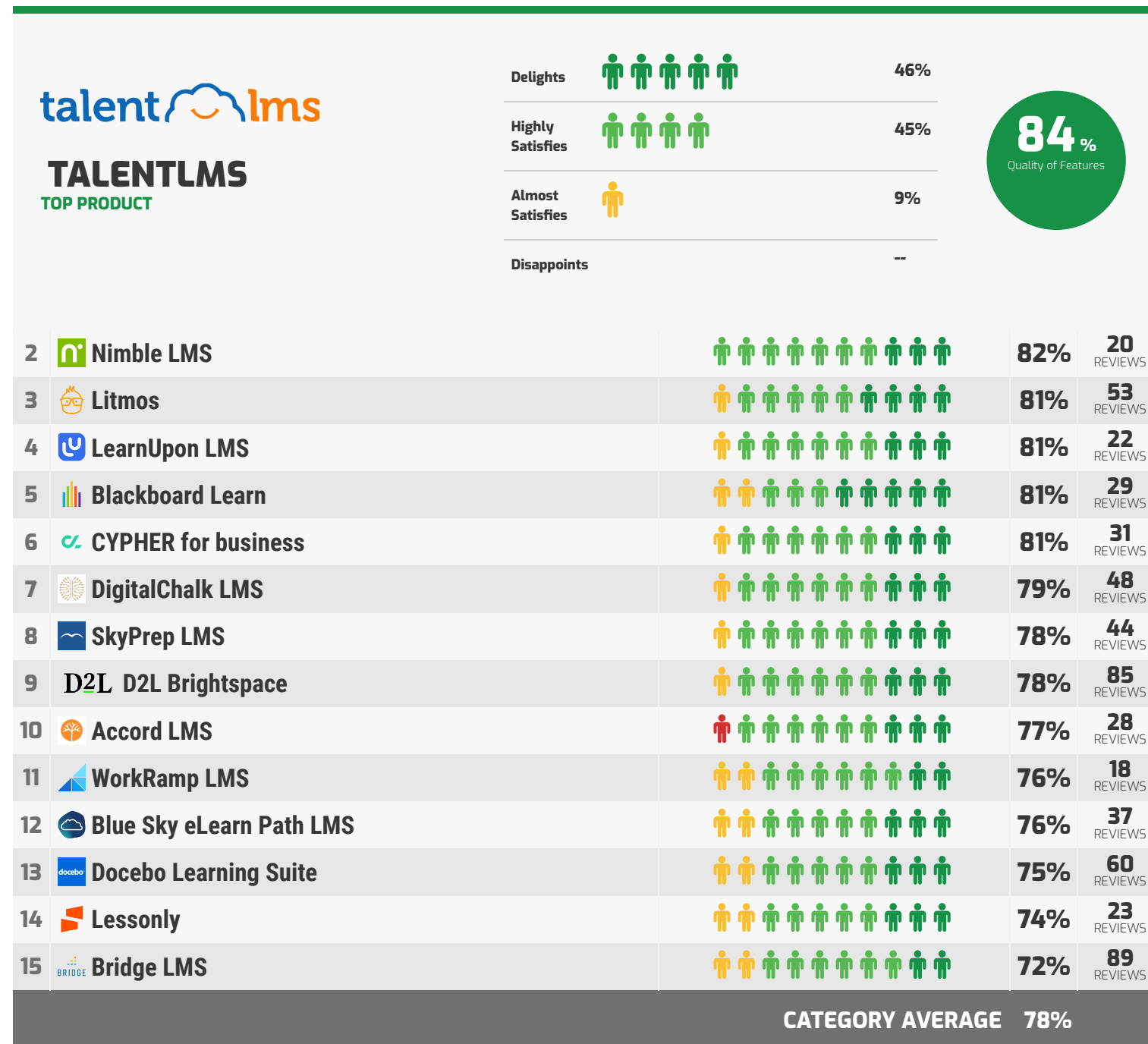
Product	Satisfaction	Reviews
Absorb LMS	72%	31
Trakstar Learn	64%	26
edX For Business	94%	9
Latitude Learning LMS	89%	8
iSpring Learn	78%	8
BrainCert	77%	8

Vendor Capability Satisfaction

This section provides detailed information on user satisfaction for each vendor capability regarding their product offering(s). Use these pages to dig deeper into areas of particular interest or concern.

Quality of Features

Feature quality is just as important as quantity. Software needs to do what you're purchasing it to do, easily, intuitively, reliably, and effectively. Use the data in this section to gauge whether or not a product follows through on the marketing hype by delivering high quality features.



PRODUCTS WITHOUT ENOUGH REVIEWS IN PERIOD TO BE ELIGIBLE FOR AWARDS

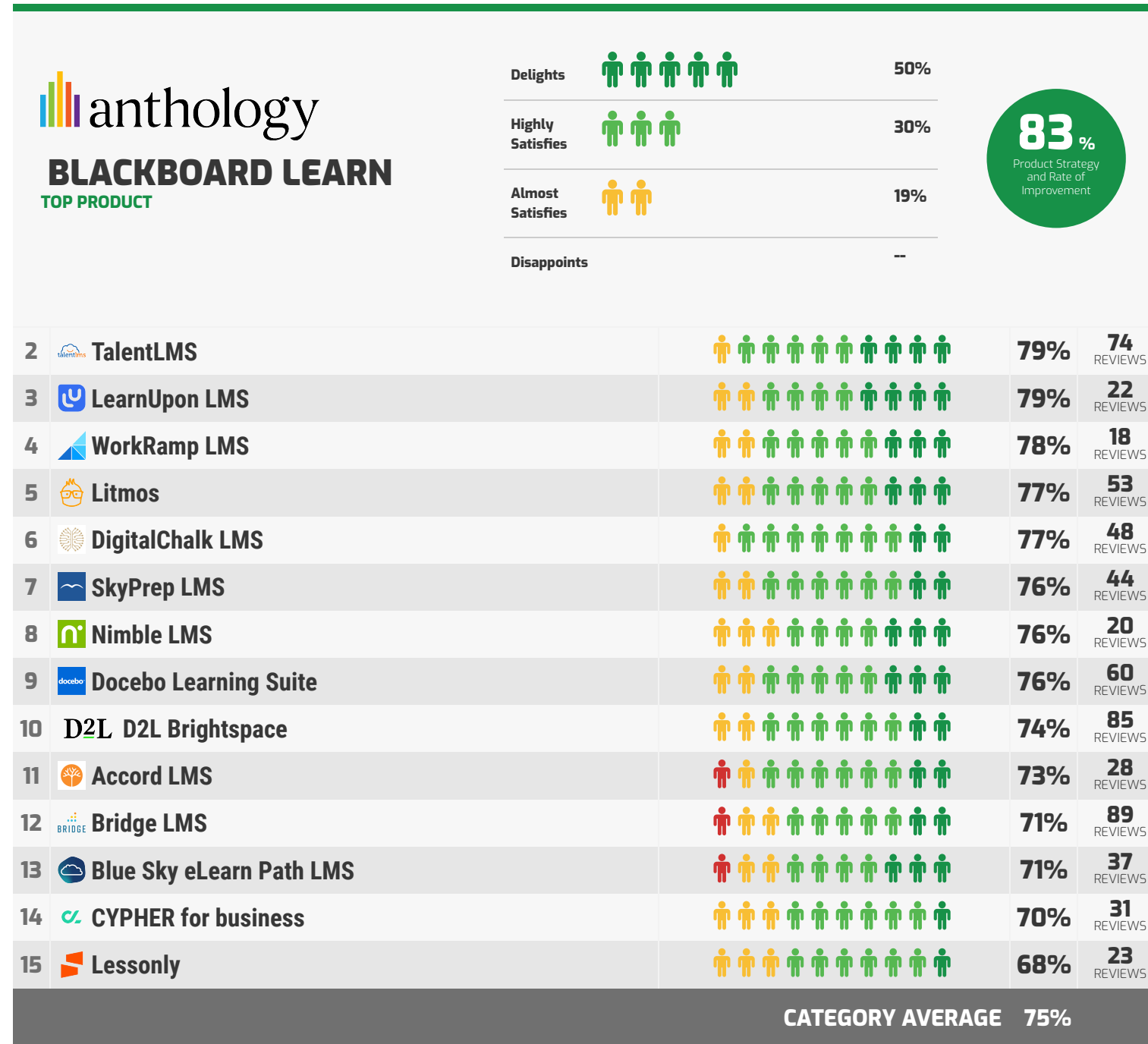
--	Absorb LMS		74%	31
--	Trakstar Learn		66%	26
--	edX For Business		83%	9
--	Latitude Learning LMS		85%	8
--	BrainCert		83%	8
--	iSpring Learn		80%	8

Vendor Capability Satisfaction

This section provides detailed information on user satisfaction for each vendor capability regarding their product offering(s). Use these pages to dig deeper into areas of particular interest or concern.

Product Strategy and Rate of Improvement

Purchasing software can be a significant commitment, so it's important to know if your vendor is serious about the need for constant improvement and deliberate strategic direction. Vendors who don't stay on top of emerging needs and trends won't enable you to meet your business goals. Use the data in this section to separate innovators from imposters.



PRODUCTS WITHOUT ENOUGH REVIEWS IN PERIOD TO BE ELIGIBLE FOR AWARDS

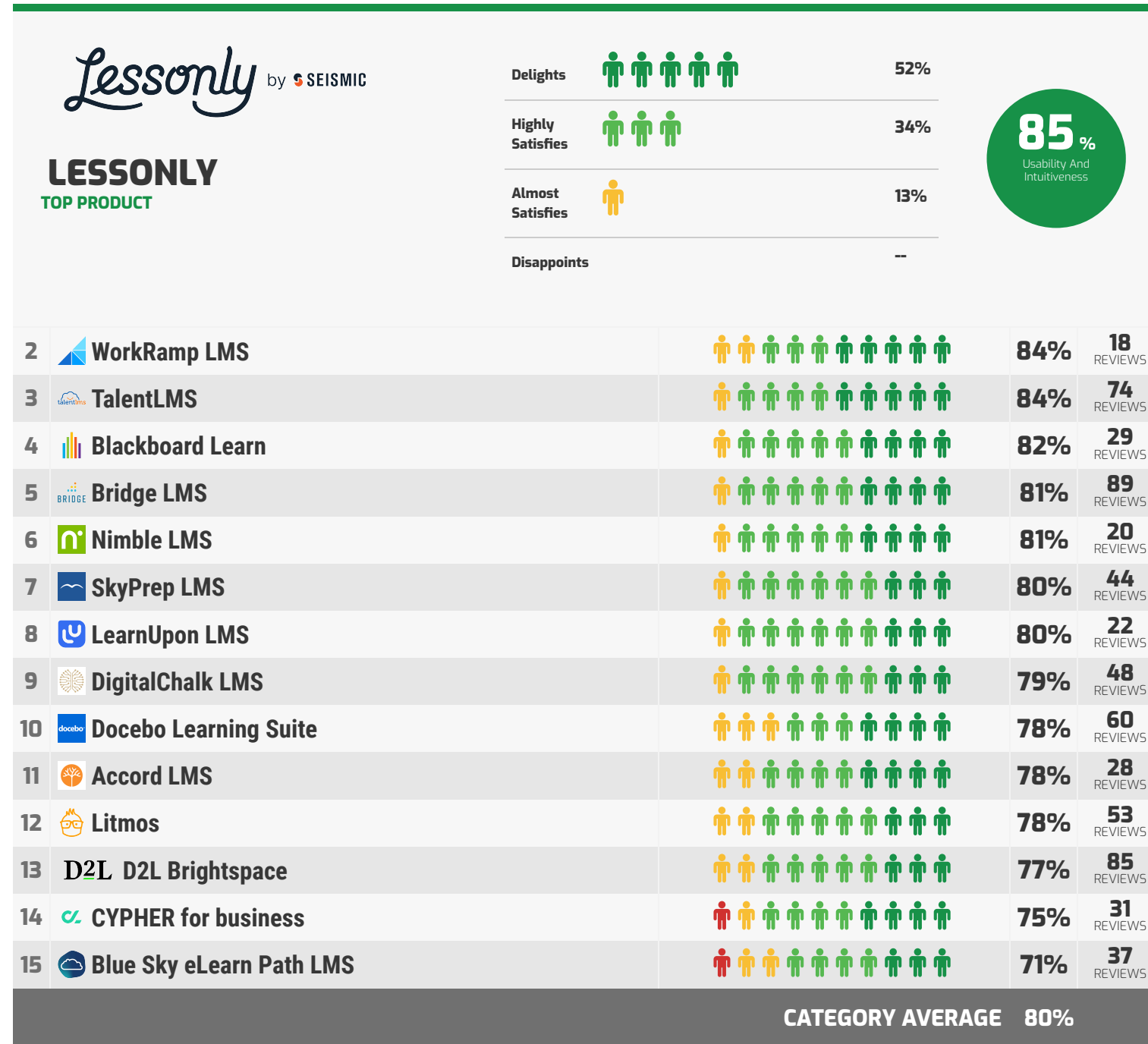
--	Absorb LMS	70%	31
--	Trakstar Learn	67%	26
--	edX edX For Business	84%	9
--	Latitude Learning LMS	78%	8
--	BrainCert	75%	8
--	iSpring Learn	73%	8

Vendor Capability Satisfaction

This section provides detailed information on user satisfaction for each vendor capability regarding their product offering(s). Use these pages to dig deeper into areas of particular interest or concern.

Usability And Intuitiveness

End user learning curves cost the organization money. Pay attention to your end users' technical ability to determine how important UX is in your purchase.



PRODUCTS WITHOUT ENOUGH REVIEWS IN PERIOD TO BE ELIGIBLE FOR AWARDS

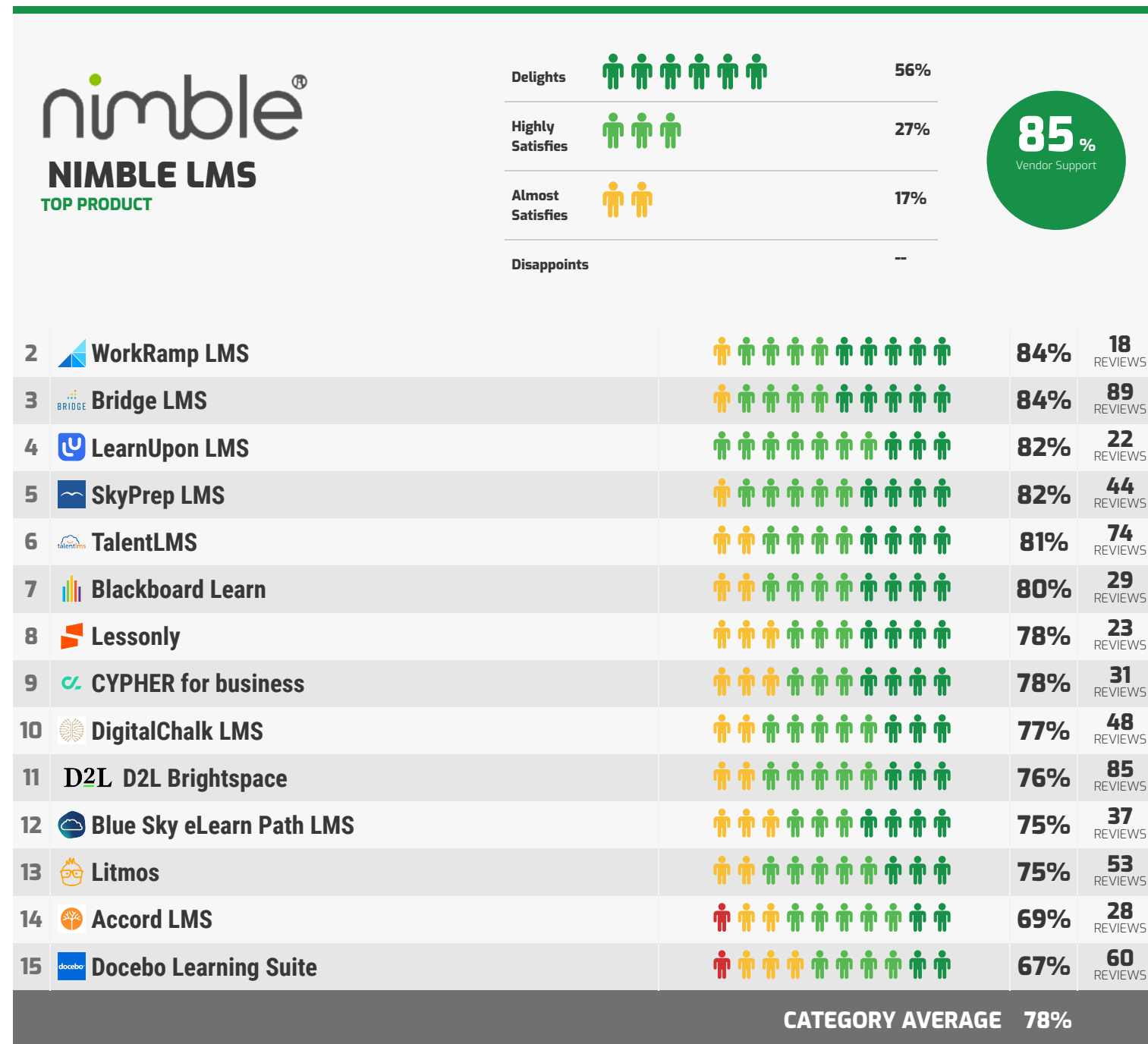
Vendor	Score	Reviews
Absorb LMS	76%	31
Trakstar Learn	71%	26
edX For Business	90%	9
Latitude Learning LMS	91%	8
BrainCert	81%	8
iSpring Learn	73%	8

Vendor Capability Satisfaction

This section provides detailed information on user satisfaction for each vendor capability regarding their product offering(s). Use these pages to dig deeper into areas of particular interest or concern.

Vendor Support

The importance of vendor support will vary for each organization depending on internal capabilities, but there will always be issues that only the vendor can resolve. Use the data in this section to see which vendors tend to under-serve their product and which will offer quality support.



PRODUCTS WITHOUT ENOUGH REVIEWS IN PERIOD TO BE ELIGIBLE FOR AWARDS

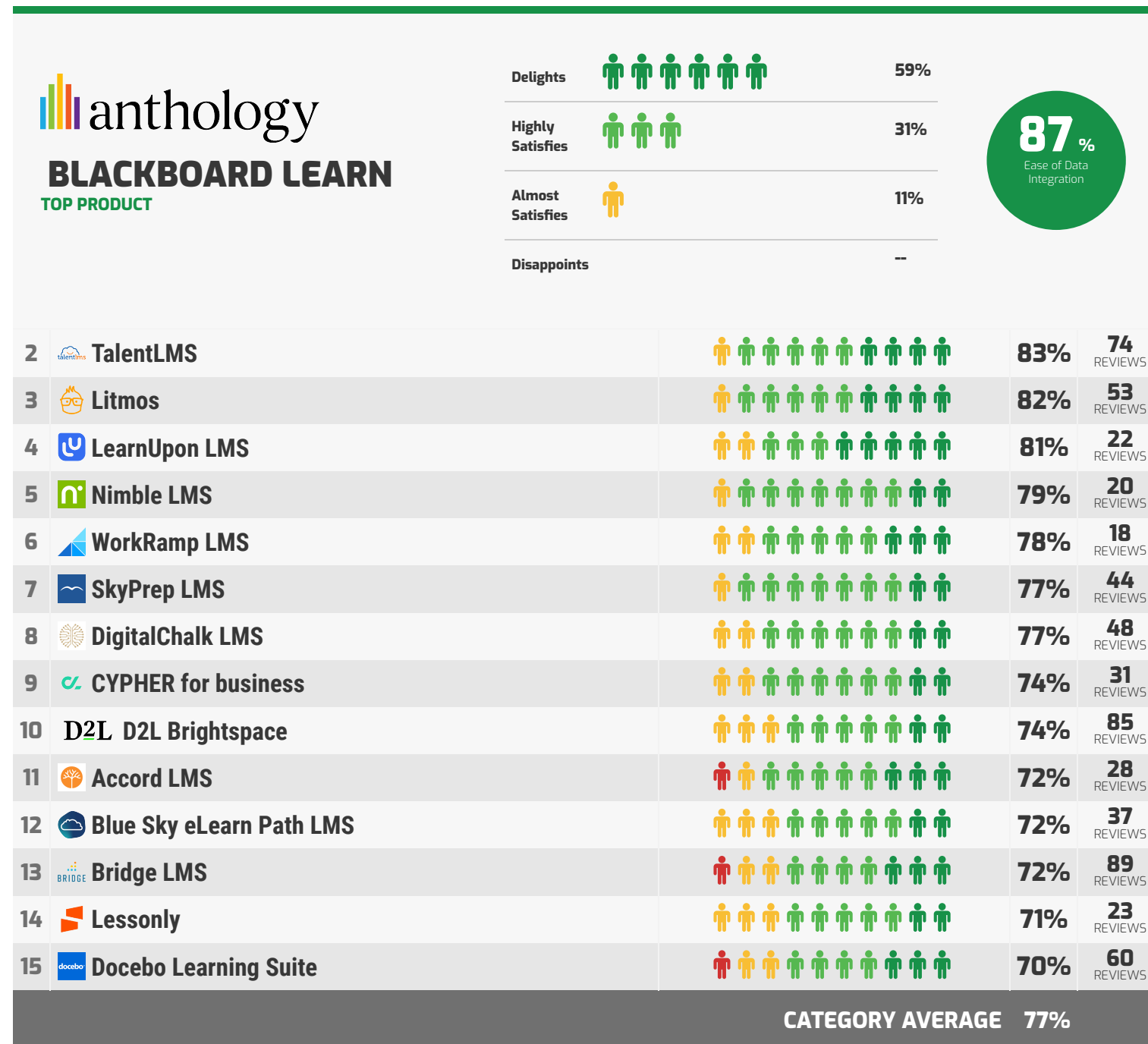
---	Absorb LMS		72%	31 REVIEWS
---	Trakstar Learn		62%	26 REVIEWS
---	edX For Business		94%	9 REVIEWS
---	Latitude Learning LMS		87%	8 REVIEWS
---	BrainCert		71%	8 REVIEWS
---	iSpring Learn		64%	8 REVIEWS

Vendor Capability Satisfaction

This section provides detailed information on user satisfaction for each vendor capability regarding their product offering(s). Use these pages to dig deeper into areas of particular interest or concern.

Ease of Data Integration

The ability to integrate with other systems is increasingly important; without this, manual data loading and extraction can be time-consuming and prone to error. Use this section to see which vendors will cause headaches and which will make data integration easy.



PRODUCTS WITHOUT ENOUGH REVIEWS IN PERIOD TO BE ELIGIBLE FOR AWARDS

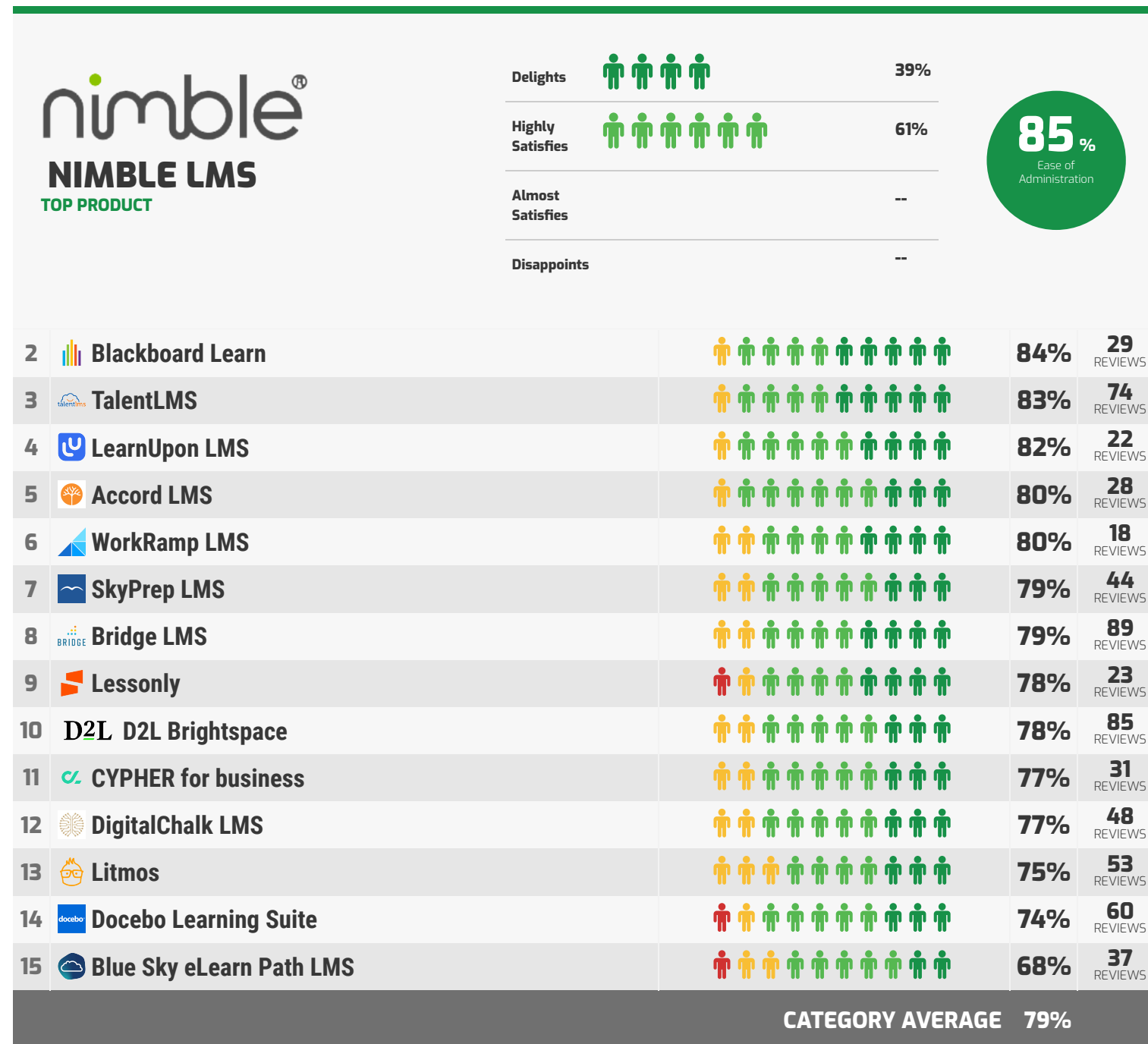
--	Absorb LMS	77%	31 REVIEWS
--	Trakstar Learn	65%	26 REVIEWS
--	edX For Business	95%	9 REVIEWS
--	Latitude Learning LMS	88%	8 REVIEWS
--	BrainCert	79%	8 REVIEWS
--	iSpring Learn	74%	8 REVIEWS

Vendor Capability Satisfaction

This section provides detailed information on user satisfaction for each vendor capability regarding their product offering(s). Use these pages to dig deeper into areas of particular interest or concern.

Ease of Administration

Administrative interfaces don't get the same attention as those built for end users, but they shouldn't be clunky or unintuitive. Use the data in this section to determine which vendors make administration easy, so that your IT personnel can resolve issues and perform configurations efficiently and effectively.



PRODUCTS WITHOUT ENOUGH REVIEWS IN PERIOD TO BE ELIGIBLE FOR AWARDS

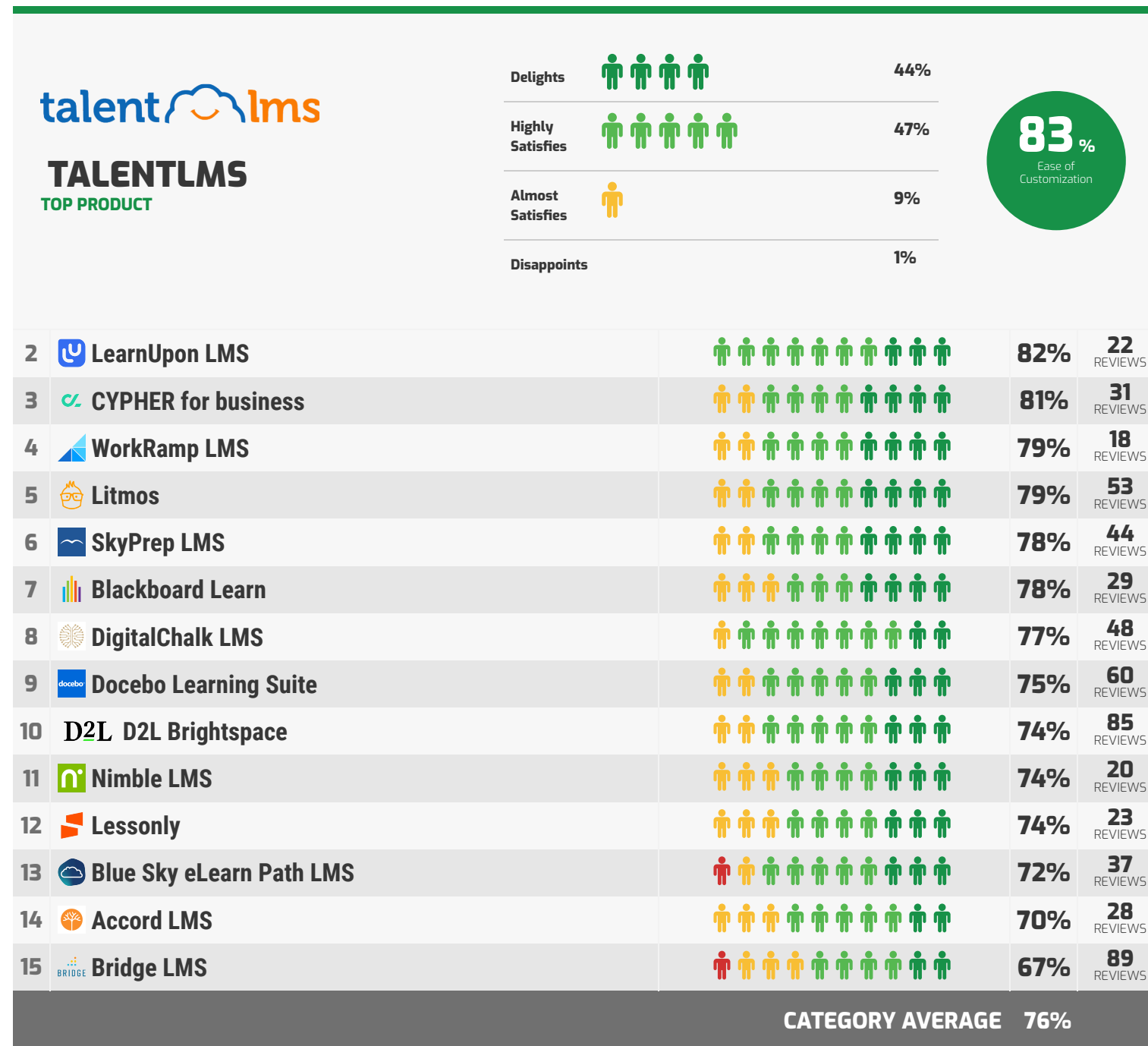
--	Absorb LMS		72%	31 REVIEWS
--	Trakstar Learn		73%	26 REVIEWS
--	edX For Business		92%	9 REVIEWS
--	Latitude Learning LMS		94%	8 REVIEWS
--	BrainCert		79%	8 REVIEWS
--	iSpring Learn		77%	8 REVIEWS

Vendor Capability Satisfaction

This section provides detailed information on user satisfaction for each vendor capability regarding their product offering(s). Use these pages to dig deeper into areas of particular interest or concern.

Ease of Customization

Out-of-the-box functionality often isn't enough, especially for niche or industry-specific software, and the reason you're buying rather than building is to save time and money in the first place. Don't get bogged down in a difficult customization; use the data in this section to make sure you can easily achieve the functionality you need for your particular situation.



PRODUCTS WITHOUT ENOUGH REVIEWS IN PERIOD TO BE ELIGIBLE FOR AWARDS

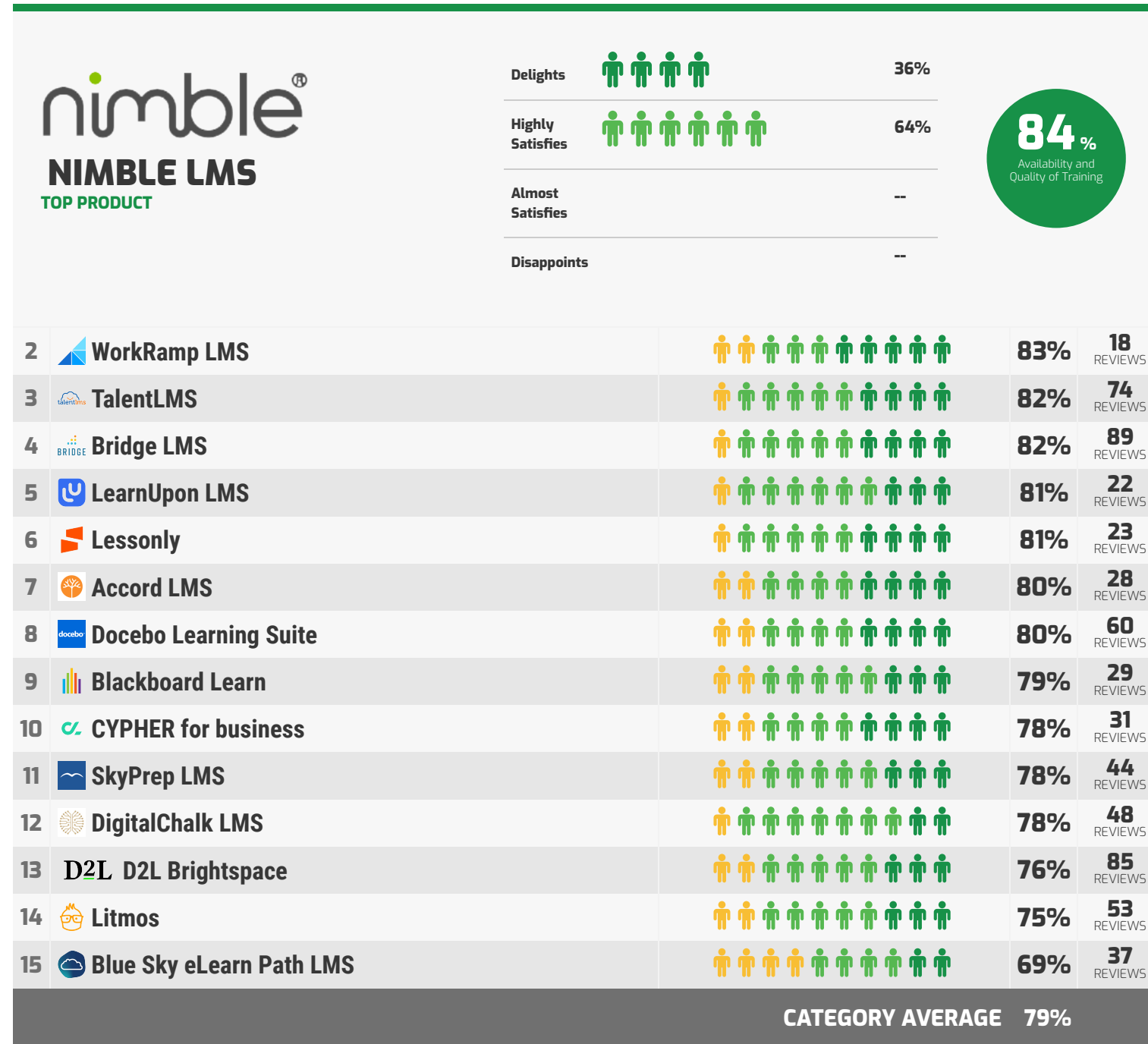
--	Absorb LMS	70%	31 REVIEWS
--	Trakstar Learn	67%	26 REVIEWS
--	edX For Business	81%	9 REVIEWS
--	Latitude Learning LMS	84%	8 REVIEWS
--	BrainCert	79%	8 REVIEWS
--	iSpring Learn	72%	8 REVIEWS

Vendor Capability Satisfaction

This section provides detailed information on user satisfaction for each vendor capability regarding their product offering(s). Use these pages to dig deeper into areas of particular interest or concern.

Availability and Quality of Training

Effective and readily available training enables users to get the most out of the software you've chosen. Use this section to make sure your vendor's training programs and materials measure up.



PRODUCTS WITHOUT ENOUGH REVIEWS IN PERIOD TO BE ELIGIBLE FOR AWARDS

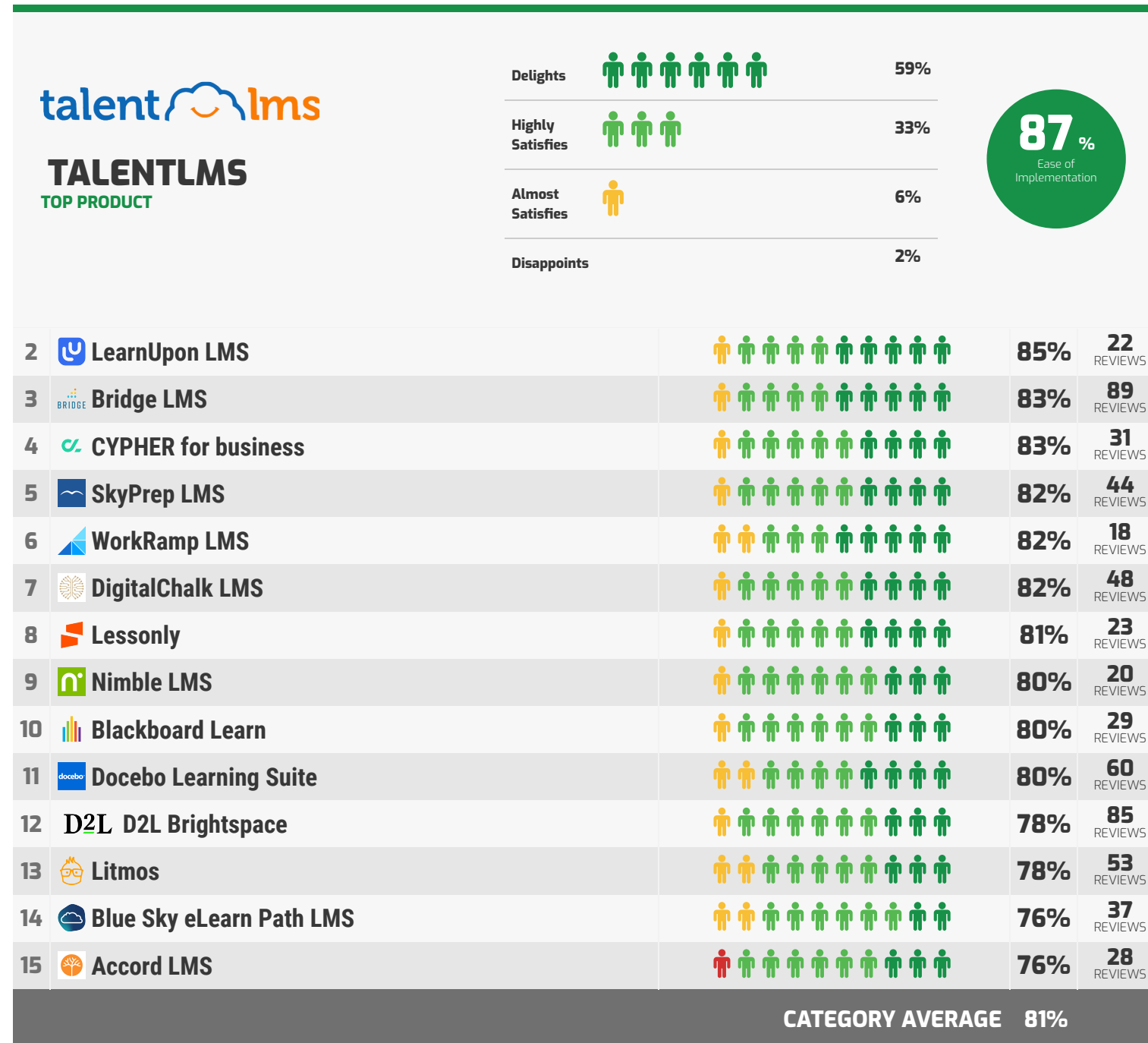
--	Absorb LMS	69%	31
--	Trakstar Learn	63%	26
--	edX edX For Business	84%	9
--	Latitude Learning LMS	86%	8
--	iSpring Learn	74%	8
--	BrainCert	73%	8

Vendor Capability Satisfaction

This section provides detailed information on user satisfaction for each vendor capability regarding their product offering(s). Use these pages to dig deeper into areas of particular interest or concern.

Ease of Implementation

Choosing the right software is only the first step. Successfully implementing the new solution is necessary in order to realize its full value and promote end user adoption. Use the data in this section to determine which software is easy to implement, and which may jeopardize your goals by causing trouble in this stage.



PRODUCTS WITHOUT ENOUGH REVIEWS IN PERIOD TO BE ELIGIBLE FOR AWARDS

--			80%	31 <small>REVIEWS</small>
--			66%	26 <small>REVIEWS</small>
--			91%	9 <small>REVIEWS</small>
--			92%	8 <small>REVIEWS</small>
--			83%	8 <small>REVIEWS</small>
--			77%	8 <small>REVIEWS</small>

Product Feature Summary

MANDATORY FEATURES

This page summarizes user satisfaction with a variety of product features. While strong and consistent performance across the board is desirable, you may be willing to tolerate low scores on features that don't impact your primary use case or core objectives. Use this high-level data to help plan and structure your product evaluation.

PRODUCT	OVERALL FEATURE SATISFACTION	ANALYTICS AND REPORTING	ASSESSMENTS AND QUIZZES	CONTENT CREATION	CONTENT MANAGEMENT	COURSE MANAGEMENT
LearnUpon LMS	86%	90%	84%	88%	79%	87%
TalentLMS	85%	83%	85%	82%	89%	86%
Nimble LMS	84%	82%	87%	79%	85%	86%
WorkRamp LMS	82%	77%	81%	85%	85%	84%
Blackboard Learn	82%	84%	83%	82%	79%	83%
DigitalChalk LMS	82%	82%	81%	81%	79%	84%
CYPHER for business	81%	79%	83%	81%	81%	80%
Litmos	80%	79%	77%	79%	84%	82%
D2L Brightspace	78%	75%	79%	79%	79%	79%
Accord LMS	77%	77%	78%	77%	75%	77%
CATEGORY AVERAGE	79%	78%	80%	79%	79%	81%

Product Feature Summary

MANDATORY FEATURES

This page summarizes user satisfaction with a variety of product features. While strong and consistent performance across the board is desirable, you may be willing to tolerate low scores on features that don't impact your primary use case or core objectives. Use this high-level data to help plan and structure your product evaluation.

PRODUCT	OVERALL FEATURE SATISFACTION	ANALYTICS AND REPORTING	ASSESSMENTS AND QUIZZES	CONTENT CREATION	CONTENT MANAGEMENT	COURSE MANAGEMENT
Docebo Learning Suite	76%	70%	79%	74%	80%	80%
SkyPrep LMS	76%	72%	76%	79%	77%	77%
Lessonly	76%	72%	74%	79%	76%	80%
Bridge LMS	74%	71%	75%	75%	74%	78%
Blue Sky eLearn Path LMS	72%	75%	69%	71%	70%	73%
CATEGORY AVERAGE	79%	78%	80%	79%	79%	81%

PRODUCTS WITHOUT ENOUGH REVIEWS IN PERIOD TO BE ELIGIBLE FOR AWARDS						
Absorb LMS	77%	78%	75%	74%	79%	76%
Trakstar Learn	72%	67%	70%	74%	75%	72%
edX For Business	88%	88%	90%	93%	86%	83%
Latitude Learning LMS	96%	98%	96%	98%	94%	94%
BrainCert	78%	75%	83%	82%	78%	73%

Product Feature Summary

MANDATORY FEATURES

This page summarizes user satisfaction with a variety of product features. While strong and consistent performance across the board is desirable, you may be willing to tolerate low scores on features that don't impact your primary use case or core objectives. Use this high-level data to help plan and structure your product evaluation.

PRODUCT	OVERALL FEATURE SATISFACTION	ANALYTICS AND REPORTING	ASSESSMENTS AND QUIZZES	CONTENT CREATION	CONTENT MANAGEMENT	COURSE MANAGEMENT	
CATEGORY AVERAGE	79%	78%	80%	79%	79%	81%	
PRODUCTS WITHOUT ENOUGH REVIEWS IN PERIOD TO BE ELIGIBLE FOR AWARDS							
iSpring Learn	76%	77%	74%	72%	80%	77%	

Product Feature Summary

STANDARD FEATURES

This page summarizes user satisfaction with a variety of product features. While strong and consistent performance across the board is desirable, you may be willing to tolerate low scores on features that don't impact your primary use case or core objectives. Use this high-level data to help plan and structure your product evaluation.

PRODUCT	OVERALL FEATURE SATISFACTION	CUSTOMER PARTNER TRAINING	GRADEBOOK	INSTRUCTOR LED TRAINING	INTERNATIONAL SUPPORT	LESSON PLANNING	STUDENT COLLABORATION
LearnUpon LMS	86%	72%	85%	83%	79%	80%	76%
TalentLMS	85%	81%	87%	80%	80%	86%	79%
Nimble LMS	84%	82%	85%	80%	90%	79%	76%
WorkRamp LMS	82%	79%	78%	78%	78%	79%	72%
Blackboard Learn	82%	80%	85%	79%	78%	89%	86%
DigitalChalk LMS	82%	78%	81%	79%	76%	80%	81%
CYPHER for business	81%	74%	78%	81%	74%	74%	77%
Litmos	80%	75%	76%	78%	79%	78%	78%
D2L Brightspace	78%	81%	77%	77%	79%	77%	76%
Accord LMS	77%	76%	73%	76%	75%	83%	78%
CATEGORY AVERAGE	79%	76%	78%	78%	77%	78%	75%

Product Feature Summary

STANDARD FEATURES

This page summarizes user satisfaction with a variety of product features. While strong and consistent performance across the board is desirable, you may be willing to tolerate low scores on features that don't impact your primary use case or core objectives. Use this high-level data to help plan and structure your product evaluation.

PRODUCT	OVERALL FEATURE SATISFACTION	CUSTOMER PARTNER TRAINING	GRADEBOOK	INSTRUCTOR LED TRAINING	INTERNATIONAL SUPPORT	LESSON PLANNING	STUDENT COLLABORATION
Docebo Learning Suite	76%	72%	76%	77%	72%	81%	75%
SkyPrep LMS	76%	77%	73%	78%	77%	75%	72%
Lessonly	76%	71%	66%	74%	75%	72%	66%
Bridge LMS	74%	75%	78%	76%	74%	73%	65%
Blue Sky eLearn Path LMS	72%	72%	74%	75%	66%	70%	76%
CATEGORY AVERAGE	79%	76%	78%	78%	77%	78%	75%

PRODUCTS WITHOUT ENOUGH REVIEWS IN PERIOD TO BE ELIGIBLE FOR AWARDS							
Absorb LMS	77%	70%	74%	76%	68%	72%	77%
Trakstar Learn	72%	74%	73%	72%	55%	73%	73%
edX For Business	88%	75%	75%	75%	100%	75%	75%
Latitude Learning LMS	96%	92%	90%	80%	90%	94%	90%
BrainCert	78%	81%	73%	81%	74%	77%	77%

Product Feature Summary

STANDARD FEATURES

This page summarizes user satisfaction with a variety of product features. While strong and consistent performance across the board is desirable, you may be willing to tolerate low scores on features that don't impact your primary use case or core objectives. Use this high-level data to help plan and structure your product evaluation.

PRODUCT	OVERALL FEATURE SATISFACTION	CUSTOMER PARTNER TRAINING	GRADEBOOK	INSTRUCTOR LED TRAINING	INTERNATIONAL SUPPORT	LESSON PLANNING	STUDENT COLLABORATION
CATEGORY AVERAGE	79%	76%	78%	78%	77%	78%	75%
PRODUCTS WITHOUT ENOUGH REVIEWS IN PERIOD TO BE ELIGIBLE FOR AWARDS							
iSpring Learn	76%	72%	76%	79%	73%	77%	71%

Product Feature Satisfaction

This section provides detailed information on user satisfaction for each product feature. Use these pages to dig deeper into areas of particular interest or concern.

Product Features

This table lists and describes all the features that are evaluated in the Learning Management - Midmarket software category. For your convenience, these descriptions are repeated under the feature subheadings in the subsequent pages.

Mandatory Features

Analytics and Reporting	Includes historical & real-time dashboard visualizations, detailed & summary reporting and easy data extraction for data analysis.
Assessments and Quizzes	Includes time and attempt limits, question banks, block progression, and certificates.

Standard Features

Customer Partner Training	includes ability to share content externally with partners and customers
Gradebook	Includes an individual's marks, progress, and overall appraisal.
Instructor Led Training	Includes content and training materials in a virtual or a physical setting.

Content Creation	Provides tools for creating content to be used and shared on the platform.
Content Management	Includes collaboration, check-in/check-out, and version control.
Course Management	Includes course descriptions, course requirements, and materials.

International Support	includes ability to support multiple languages concurrently
Lesson Planning	Includes an objective, content, method, and evaluation of a particular lesson.
Student Collaboration	Includes ability to view, share, and direct work between co-workers and students in or near real-time.

Product Feature Satisfaction

This section provides detailed information on user satisfaction for each product feature. Use these pages to dig deeper into areas of particular interest or concern.

Analytics and Reporting

Mandatory Feature

Includes historical & real-time dashboard visualizations, detailed & summary reporting and easy data extraction for data analysis.

LearnUpon		Delights		Highly Satisfies		Almost Satisfies		Disappoints	
		62%		35%		3%		--	
LEARNUPON LMS TOP PRODUCT									

Rank	Product	Satisfaction	Reviews
2	Blackboard Learn	84%	29
3	TalentLMS	83%	74
4	Nimble LMS	82%	20
5	DigitalChalk LMS	82%	48
6	CYPHER for business	79%	31
7	Litmos	79%	53
8	Accord LMS	77%	28
9	WorkRamp LMS	77%	18
10	Blue Sky eLearn Path LMS	75%	37
11	D2L D2L Brightspace	75%	85
12	Lessonly	72%	23
13	SkyPrep LMS	72%	44
14	Bridge LMS	71%	89
15	Docebo Learning Suite	70%	60
CATEGORY AVERAGE		78%	

PRODUCTS WITHOUT ENOUGH REVIEWS IN PERIOD TO BE ELIGIBLE FOR AWARDS

--	Absorb LMS	78%	31
--	Trakstar Learn	67%	26
--	edX For Business	88%	9
--	Latitude Learning LMS	98%	8
--	iSpring Learn	77%	8
--	BrainCert	75%	8

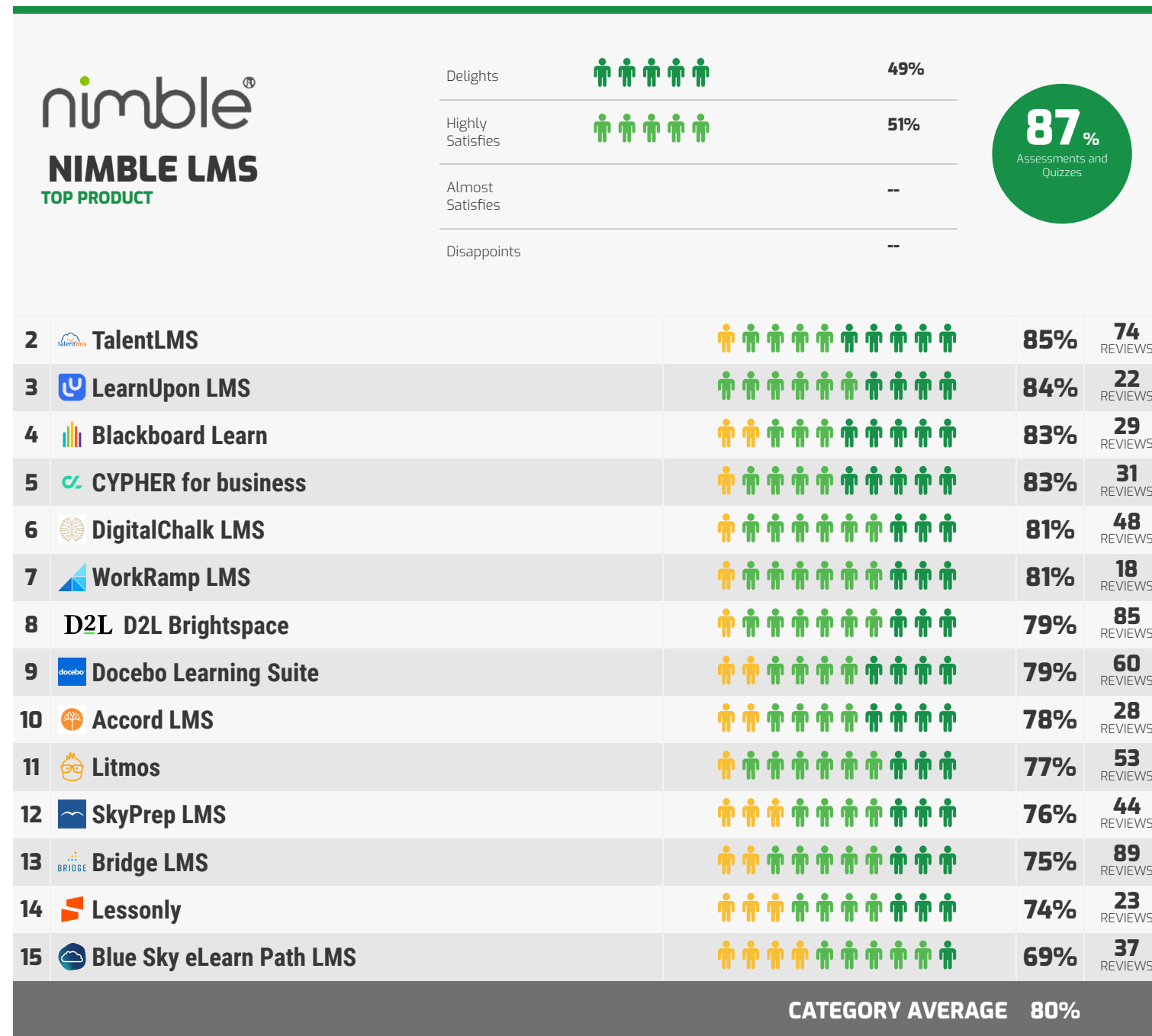
Product Feature Satisfaction

This section provides detailed information on user satisfaction for each product feature. Use these pages to dig deeper into areas of particular interest or concern.

Assessments and Quizzes

Mandatory Feature

Includes time and attempt limits, question banks, block progression, and certificates.



PRODUCTS WITHOUT ENOUGH REVIEWS IN PERIOD TO BE ELIGIBLE FOR AWARDS

--	Absorb LMS	75%	31 REVIEWS
--	Trakstar Learn	70%	26 REVIEWS
--	edX For Business	90%	9 REVIEWS
--	Latitude Learning LMS	96%	8 REVIEWS
--	BrainCert	83%	8 REVIEWS
--	iSpring Learn	74%	8 REVIEWS

Product Feature Satisfaction

This section provides detailed information on user satisfaction for each product feature. Use these pages to dig deeper into areas of particular interest or concern.

Content Creation

Mandatory Feature

Provides tools for creating content to be used and shared on the platform.

LearnUpon		Delights		Highly Satisfies		Almost Satisfies		Disappoints		88% Content Creation	
LEARNUPON LMS TOP PRODUCT		60%		31%		9%		--			
2	WorkRamp LMS	85%		18 REVIEWS							
3	TalentLMS	82%		74 REVIEWS							
4	Blackboard Learn	82%		29 REVIEWS							
5	DigitalChalk LMS	81%		48 REVIEWS							
6	CYPHER for business	81%		31 REVIEWS							
7	Litmos	79%		53 REVIEWS							
8	SkyPrep LMS	79%		44 REVIEWS							
9	Lessonly	79%		23 REVIEWS							
10	Nimble LMS	79%		20 REVIEWS							
11	D2L D2L Brightspace	79%		85 REVIEWS							
12	Accord LMS	77%		28 REVIEWS							
13	Bridge LMS	75%		89 REVIEWS							
14	Docebo Learning Suite	74%		60 REVIEWS							
15	Blue Sky eLearn Path LMS	71%		37 REVIEWS							
CATEGORY AVERAGE 79%											

PRODUCTS WITHOUT ENOUGH REVIEWS IN PERIOD TO BE ELIGIBLE FOR AWARDS

--	Absorb LMS	74%	31 REVIEWS
--	Trakstar Learn	74%	26 REVIEWS
--	edX For Business	93%	9 REVIEWS
--	Latitude Learning LMS	98%	8 REVIEWS
--	BrainCert	82%	8 REVIEWS
--	iSpring Learn	72%	8 REVIEWS

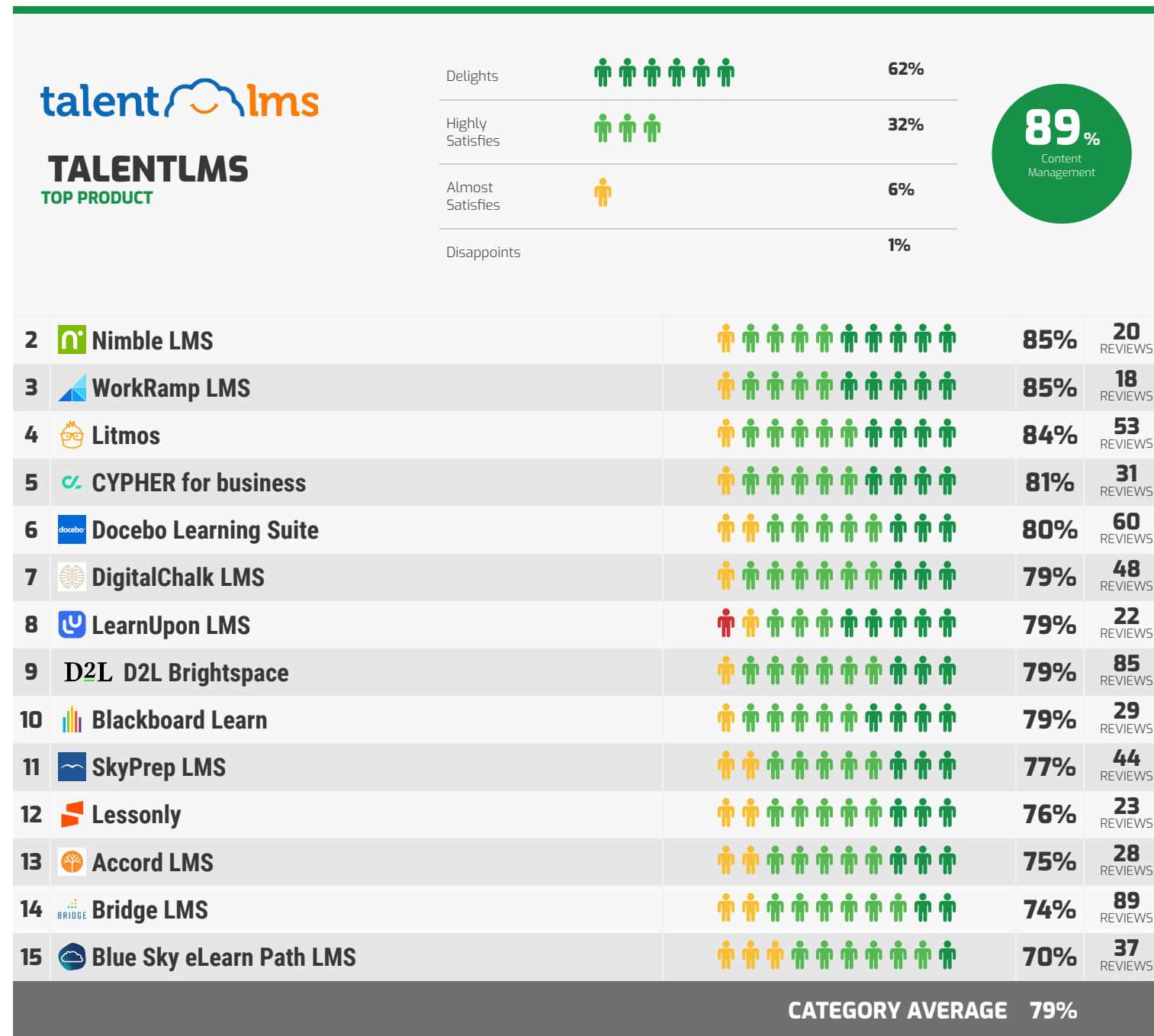
Product Feature Satisfaction

This section provides detailed information on user satisfaction for each product feature. Use these pages to dig deeper into areas of particular interest or concern.

Content Management

Mandatory Feature

Includes collaboration, check-in/check-out, and version control.



PRODUCTS WITHOUT ENOUGH REVIEWS IN PERIOD TO BE ELIGIBLE FOR AWARDS

Product	Satisfaction	Reviews
Absorb LMS	79%	31
Trakstar Learn	75%	26
edX For Business	86%	9
Latitude Learning LMS	94%	8
iSpring Learn	80%	8
BrainCert	78%	8

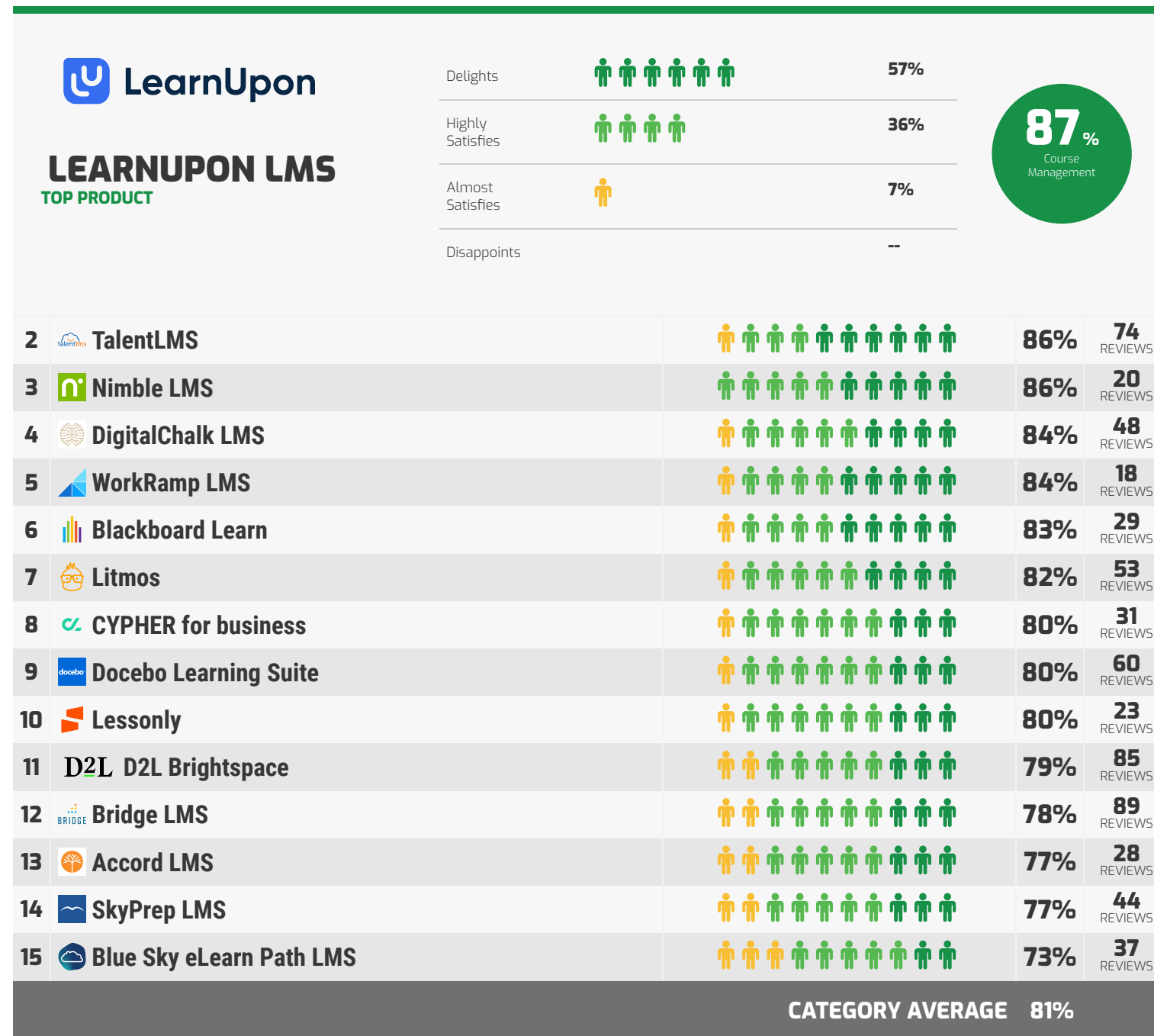
Product Feature Satisfaction

This section provides detailed information on user satisfaction for each product feature. Use these pages to dig deeper into areas of particular interest or concern.

Course Management

Mandatory Feature

Includes course descriptions, course requirements, and materials.



PRODUCTS WITHOUT ENOUGH REVIEWS IN PERIOD TO BE ELIGIBLE FOR AWARDS

--	Absorb LMS		76%	31 REVIEWS
--	Trakstar Learn		72%	26 REVIEWS
--	edX For Business		83%	9 REVIEWS
--	Latitude Learning LMS		94%	8 REVIEWS
--	iSpring Learn		77%	8 REVIEWS
--	BrainCert		73%	8 REVIEWS

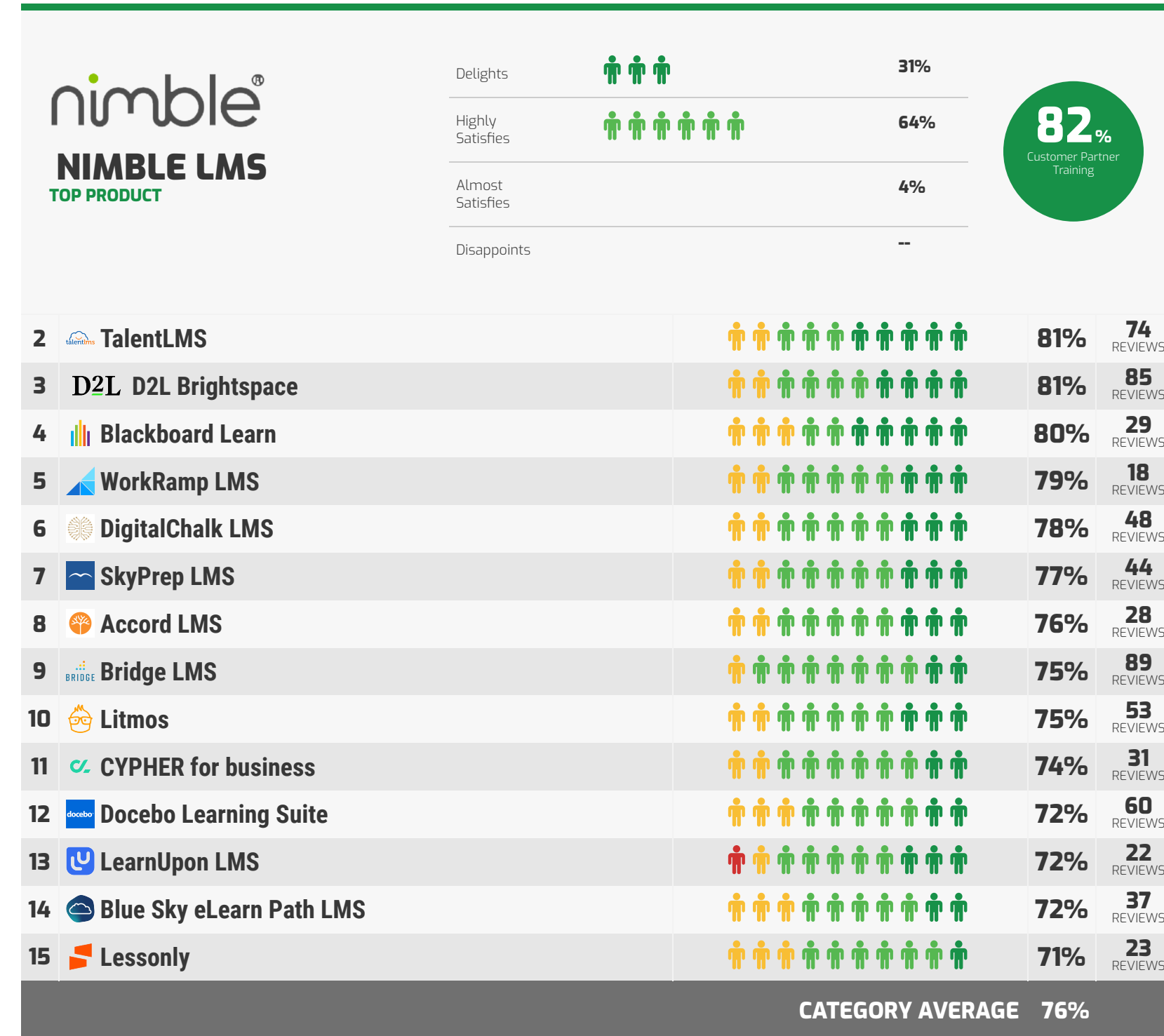
Product Feature Satisfaction

This section provides detailed information on user satisfaction for each product feature. Use these pages to dig deeper into areas of particular interest or concern.

Customer Partner Training

Standard Feature

includes ability to share content externally with partners and customers



PRODUCTS WITHOUT ENOUGH REVIEWS IN PERIOD TO BE ELIGIBLE FOR AWARDS

--	Absorb LMS	70%	31 REVIEWS
--	Trakstar Learn	74%	26 REVIEWS
--	edX For Business	75%	9 REVIEWS
--	Latitude Learning LMS	92%	8 REVIEWS
--	BrainCert	81%	8 REVIEWS
--	iSpring Learn	72%	8 REVIEWS

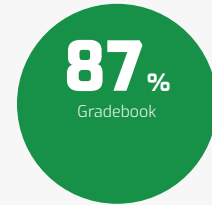
Product Feature Satisfaction

This section provides detailed information on user satisfaction for each product feature. Use these pages to dig deeper into areas of particular interest or concern.

Gradebook

Standard Feature

Includes an individual's marks, progress, and overall appraisal.



PRODUCTS WITHOUT ENOUGH REVIEWS IN PERIOD TO BE ELIGIBLE FOR AWARDS

--	Absorb LMS		74%	31 REVIEWS
--	Trakstar Learn		73%	26 REVIEWS
--	edX For Business		75%	9 REVIEWS
--	Latitude Learning LMS		90%	8 REVIEWS
--	iSpring Learn		76%	8 REVIEWS
--	BrainCert		73%	8 REVIEWS

2	Blackboard Learn		85%	29 REVIEWS
3	Nimble LMS		85%	20 REVIEWS
4	LearnUpon LMS		85%	22 REVIEWS
5	DigitalChalk LMS		81%	48 REVIEWS
6	WorkRamp LMS		78%	18 REVIEWS
7	CYPHER for business		78%	31 REVIEWS
8	Bridge LMS		78%	89 REVIEWS
9	D2L D2L Brightspace		77%	85 REVIEWS
10	Litmos		76%	53 REVIEWS
11	Docebo Learning Suite		76%	60 REVIEWS
12	Blue Sky eLearn Path LMS		74%	37 REVIEWS
13	Accord LMS		73%	28 REVIEWS
14	SkyPrep LMS		73%	44 REVIEWS
15	Lessonly		66%	23 REVIEWS

CATEGORY AVERAGE 78%

Product Feature Satisfaction

This section provides detailed information on user satisfaction for each product feature. Use these pages to dig deeper into areas of particular interest or concern.

Instructor Led Training

Standard Feature

Includes content and training materials in a virtual or a physical setting.



Delights		47%
Highly Satisfies		39%
Almost Satisfies		14%
Disappoints		--



LEARNUPON LMS
TOP PRODUCT

PRODUCTS WITHOUT ENOUGH REVIEWS IN PERIOD TO BE ELIGIBLE FOR AWARDS

--			76%	31 REVIEWS
--			72%	26 REVIEWS
--			75%	9 REVIEWS
--			81%	8 REVIEWS
--			80%	8 REVIEWS
--			79%	8 REVIEWS

2			81%	31 REVIEWS
3			80%	74 REVIEWS
4			80%	20 REVIEWS
5			79%	29 REVIEWS
6			79%	48 REVIEWS
7			78%	44 REVIEWS
8			78%	53 REVIEWS
9			78%	18 REVIEWS
10			77%	60 REVIEWS
11			77%	85 REVIEWS
12			76%	89 REVIEWS
13			76%	28 REVIEWS
14			75%	37 REVIEWS
15			74%	23 REVIEWS
CATEGORY AVERAGE			78%	

Product Feature Satisfaction

This section provides detailed information on user satisfaction for each product feature. Use these pages to dig deeper into areas of particular interest or concern.

International Support

Standard Feature

includes ability to support multiple languages concurrently

		Delights 62%	
		Highly Satisfies 38%	
		Almost Satisfies --	
		Disappoints --	
2	TalentLMS		80% 74 REVIEWS
3	Litmos		79% 53 REVIEWS
4	D2L D2L Brightspace		79% 85 REVIEWS
5	LearnUpon LMS		79% 22 REVIEWS
6	Blackboard Learn		78% 29 REVIEWS
7	WorkRamp LMS		78% 18 REVIEWS
8	SkyPrep LMS		77% 44 REVIEWS
9	DigitalChalk LMS		76% 48 REVIEWS
10	Accord LMS		75% 28 REVIEWS
11	Lessonly		75% 23 REVIEWS
12	CYPHER for business		74% 31 REVIEWS
13	Bridge LMS		74% 89 REVIEWS
14	Docebo Learning Suite		72% 60 REVIEWS
15	Blue Sky eLearn Path LMS		66% 37 REVIEWS
CATEGORY AVERAGE			77%

PRODUCTS WITHOUT ENOUGH REVIEWS IN PERIOD TO BE ELIGIBLE FOR AWARDS

--	Absorb LMS		68% 31 REVIEWS
--	Trakstar Learn		55% 26 REVIEWS
--	edX For Business		100% 9 REVIEWS
--	Latitude Learning LMS		90% 8 REVIEWS
--	BrainCert		74% 8 REVIEWS
--	iSpring Learn		73% 8 REVIEWS

Product Feature Satisfaction

This section provides detailed information on user satisfaction for each product feature. Use these pages to dig deeper into areas of particular interest or concern.

Lesson Planning

Standard Feature

Includes an objective, content, method, and evaluation of a particular lesson.



Delights		66%
Highly Satisfies		22%
Almost Satisfies		11%
Disappoints		--



PRODUCTS WITHOUT ENOUGH REVIEWS IN PERIOD TO BE ELIGIBLE FOR AWARDS

--	Absorb LMS		72%	31 REVIEWS
--	Trakstar Learn		73%	26 REVIEWS
--	edX For Business		75%	9 REVIEWS
--	Latitude Learning LMS		94%	8 REVIEWS
--	iSpring Learn		77%	8 REVIEWS
--	BrainCert		77%	8 REVIEWS

2	TalentLMS		86%	74 REVIEWS
3	Accord LMS		83%	28 REVIEWS
4	Docebo Learning Suite		81%	60 REVIEWS
5	DigitalChalk LMS		80%	48 REVIEWS
6	LearnUpon LMS		80%	22 REVIEWS
7	Nimble LMS		79%	20 REVIEWS
8	WorkRamp LMS		79%	18 REVIEWS
9	Litmos		78%	53 REVIEWS
10	D2L D2L Brightspace		77%	85 REVIEWS
11	SkyPrep LMS		75%	44 REVIEWS
12	CYPHER for business		74%	31 REVIEWS
13	Bridge LMS		73%	89 REVIEWS
14	Lessonly		72%	23 REVIEWS
15	Blue Sky eLearn Path LMS		70%	37 REVIEWS
CATEGORY AVERAGE			78%	

Product Feature Satisfaction

This section provides detailed information on user satisfaction for each product feature. Use these pages to dig deeper into areas of particular interest or concern.

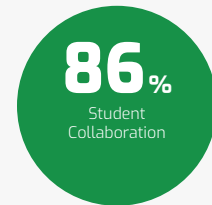
Student Collaboration

Standard Feature

Includes ability to view, share, and direct work between co-workers and students in or near real-time.



Delights		53%
Highly Satisfies		36%
Almost Satisfies		11%
Disappoints	--	--



PRODUCTS WITHOUT ENOUGH REVIEWS IN PERIOD TO BE ELIGIBLE FOR AWARDS

--	Absorb LMS		77%	31 REVIEWS
--	Trakstar Learn		73%	26 REVIEWS
--	edX For Business		75%	9 REVIEWS
--	Latitude Learning LMS		90%	8 REVIEWS
--	BrainCert		77%	8 REVIEWS
--	iSpring Learn		71%	8 REVIEWS

2	DigitalChalk LMS		81%	48 REVIEWS
3	TalentLMS		79%	74 REVIEWS
4	Litmos		78%	53 REVIEWS
5	Accord LMS		78%	28 REVIEWS
6	CYPHER for business		77%	31 REVIEWS
7	LearnUpon LMS		76%	22 REVIEWS
8	Nimble LMS		76%	20 REVIEWS
9	Blue Sky eLearn Path LMS		76%	37 REVIEWS
10	D2L D2L Brightspace		76%	85 REVIEWS
11	Docebo Learning Suite		75%	60 REVIEWS
12	WorkRamp LMS		72%	18 REVIEWS
13	SkyPrep LMS		72%	44 REVIEWS
14	Lessonly		66%	23 REVIEWS
15	Bridge LMS		65%	89 REVIEWS
CATEGORY AVERAGE			75%	